


## Happie THC Seltzer Cheery Cherry

Sample ID: SA-250624-64033  
 Batch: Cheery Cherry  
 Type: Finished Product - Ingestible  
 Matrix: Oil / Liquid - Beverage  
 Unit Mass (g):

Received: 06/24/2025  
 Completed: 07/03/2025



### Summary

Test	Date Tested	Status
Cannabinoids	06/26/2025	Tested
Foreign Matter	06/27/2025	Tested
Heavy Metals	07/01/2025	Tested
Microbials	07/03/2025	Tested
Mycotoxins	07/01/2025	Tested
Pesticides	07/02/2025	Tested
Residual Solvents	06/30/2025	Tested

<b>0.0221 mg/mL</b> Total Δ9-THC	<b>0.0224 mg/mL</b> CBD	<b>0.0445 mg/mL</b> Total Cannabinoids	<b>Not Tested</b> Moisture Content	<b>Not Detected</b> Foreign Matter	<b>Yes</b> Internal Standard Normalization
-------------------------------------	----------------------------	---	---------------------------------------	---------------------------------------	---

### Cannabinoids by HPLC-PDA and GC-MS/MS

Analyte	LOD (mg/mL)	LOQ (mg/mL)	Result (mg/mL)	Result (%)	Result (mg/unit)
CBC	0.00095	0.00284	ND	ND	ND
CBCA	0.00181	0.00543	ND	ND	ND
CBCV	0.0006	0.0018	ND	ND	ND
CBD	0.00081	0.00242	0.0224	0.00223	7.95
CBDA	0.00043	0.0013	ND	ND	ND
CBDV	0.00061	0.00182	ND	ND	ND
CBDVA	0.00021	0.00063	ND	ND	ND
CBG	0.00057	0.00172	ND	ND	ND
CBGA	0.00049	0.00147	ND	ND	ND
CBL	0.00112	0.00335	ND	ND	ND
CBLA	0.00124	0.00371	ND	ND	ND
CBN	0.00056	0.00169	ND	ND	ND
CBNA	0.0006	0.00181	ND	ND	ND
CBT	0.0018	0.0054	ND	ND	ND
Δ4,8-iso-THC	0.0067	0.02	ND	ND	ND
Δ8-iso-THC	0.0067	0.02	ND	ND	ND
Δ8-THC	0.00104	0.00312	<LOQ	<LOQ	<LOQ
Δ8-THCV	0.0067	0.02	ND	ND	ND
Δ9-THC	0.00076	0.00227	0.0221	0.00220	7.85
Δ9-THCA	0.00084	0.00251	ND	ND	ND
Δ9-THCV	0.00069	0.00206	ND	ND	ND
Δ9-THCVA	0.00062	0.00186	ND	ND	ND
exo-THC	0.0067	0.02	ND	ND	ND
<b>Total Δ9-THC</b>			<b>0.0221</b>	<b>0.00220</b>	<b>7.85</b>
<b>Total</b>			<b>0.0445</b>	<b>0.00444</b>	<b>15.8</b>

ND = Not Detected; NT = Not Tested; LOD = Limit of Detection; LOQ = Limit of Quantitation; RL = Reporting Limit; Δ = Delta; Total Δ9-THC = Δ9-THCA \* 0.877 + Δ9-THC; Total CBD = CBDA \* 0.877 + CBD;



Generated By: Ryan Bellone  
 Commercial Director  
 Date: 07/03/2025



Tested By: Nicholas Howard  
 Scientist  
 Date: 06/26/2025



ISO/IEC 17025:2017 Accredited  
 Accreditation #108651



## Happie THC Seltzer Cheery Cherry

Sample ID: SA-250624-64033  
 Batch: Cheery Cherry  
 Type: Finished Product - Ingestible  
 Matrix: Oil / Liquid - Beverage  
 Unit Mass (g):

Received: 06/24/2025  
 Completed: 07/03/2025



## Heavy Metals by ICP-MS

Analyte	LOD (ppm)	LOQ (ppm)	Result (ppm)
Arsenic	0.002	0.02	ND
Cadmium	0.001	0.02	ND
Lead	0.002	0.02	ND
Mercury	0.012	0.05	ND

ND = Not Detected; NT = Not Tested; LOD = Limit of Detection; LOQ = Limit of Quantitation; P = Pass; F = Fail; RL = Reporting Limit; Values over action limits may be estimates



Generated By: Ryan Bellone  
 Commercial Director  
 Date: 07/03/2025




Tested By: Natalia Wright  
 Laboratory Technician  
 Date: 07/01/2025



## Happie THC Seltzer Cheery Cherry

Sample ID: SA-250624-64033  
 Batch: Cheery Cherry  
 Type: Finished Product - Ingestible  
 Matrix: Oil / Liquid - Beverage  
 Unit Mass (g):

Received: 06/24/2025  
 Completed: 07/03/2025



## Pesticides by LC-MS/MS and GC-MS/MS

Analyte	LOD (ppb)	LOQ (ppb)	Result (ppb)	Analyte	LOD (ppb)	LOQ (ppb)	Result (ppb)
Acephate	30	100	ND	Hexythiazox	30	100	ND
Acetamiprid	30	100	ND	Imazalil	30	100	ND
Aldicarb	30	100	ND	Imidacloprid	30	100	ND
Azoxystrobin	30	100	ND	Kresoxim methyl	30	100	ND
Bifenazate	30	100	ND	Malathion	30	100	ND
Bifenthrin	30	100	ND	Metaxyl	30	100	ND
Boscalid	30	100	ND	Methiocarb	30	100	ND
Captan	700	2000	ND	Methomyl	30	100	ND
Carbaryl	30	100	ND	Mevinphos	30	100	ND
Carbofuran	30	100	ND	Myclobutanil	30	100	ND
Chloranthraniliprole	30	100	ND	Naled	30	100	ND
Chlordane	30	100	ND	Oxamyl	30	100	ND
Chlorfenapyr	30	100	ND	Paclobutrazol	30	100	ND
Chlorpyrifos	30	100	ND	Parathion methyl	30	100	ND
Clofentezine	30	100	ND	Pentachloronitrobenzene	30	100	ND
Coumaphos	30	100	ND	Permethrin	30	100	ND
Cyfluthrin	30	100	ND	Phosmet	30	100	ND
Cypermethrin	30	100	ND	Piperonyl Butoxide	30	100	ND
Diazinon	30	100	ND	Propiconazole	30	100	ND
Dichlorvos	30	100	ND	Propoxur	30	100	ND
Dimethoate	30	100	ND	Pyrethrins	30	100	ND
Dimethomorph	30	100	ND	Pyridaben	30	100	ND
Ethoprophos	30	100	ND	Spinetoram	30	100	ND
Etofenprox	30	100	ND	Spinosad	30	100	ND
Etiozazole	30	100	ND	Spiromesifen	30	100	ND
Fenhexamid	30	100	ND	Spirotetramat	30	100	ND
Fenoxycarb	30	100	ND	Spiroxamine	30	100	ND
Fenpyroximate	30	100	ND	Tebuconazole	30	100	ND
Fipronil	30	100	ND	Thiacloprid	30	100	ND
Flonicamid	30	100	ND	Thiamethoxam	30	100	ND
Fludioxonil	30	100	ND	Trifloxystrobin	30	100	ND

ND = Not Detected; NT = Not Tested; LOD = Limit of Detection; LOQ = Limit of Quantitation; P = Pass; F = Fail; RL = Reporting Limit; Values over action limits may be estimates



Generated By: Ryan Bellone  
 Commercial Director  
 Date: 07/03/2025



Tested By: Anthony Mattingly  
 Scientist  
 Date: 07/02/2025



## Happie THC Seltzer Cheery Cherry

Sample ID: SA-250624-64033  
 Batch: Cheery Cherry  
 Type: Finished Product - Ingestible  
 Matrix: Oil / Liquid - Beverage  
 Unit Mass (g):

Received: 06/24/2025  
 Completed: 07/03/2025



## Mycotoxins by LC-MS/MS

Analyte	LOD (ppb)	LOQ (ppb)	Result (ppb)
B1	1	5	ND
B2	1	5	ND
G1	1	5	ND
G2	1	5	ND
Ochratoxin A	1	5	ND

ND = Not Detected; NT = Not Tested; LOD = Limit of Detection; LOQ = Limit of Quantitation; P = Pass; F = Fail; RL = Reporting Limit; Values over action limits may be estimates



Generated By: Ryan Bellone  
 Commercial Director  
 Date: 07/03/2025




Tested By: Anthony Mattingly  
 Scientist  
 Date: 07/01/2025



## Happie THC Seltzer Cheery Cherry

Sample ID: SA-250624-64033  
 Batch: Cheery Cherry  
 Type: Finished Product - Ingestible  
 Matrix: Oil / Liquid - Beverage  
 Unit Mass (g):

Received: 06/24/2025  
 Completed: 07/03/2025



## Microbials by PCR and Plating

Analyte	LOD (CFU/g)	Result (CFU/g)	Result (Qualitative)
Total aerobic count	10	ND	
Aspergillus flavus	1		Not Detected per 1 gram
Aspergillus fumigatus	1		Not Detected per 1 gram
Aspergillus niger	1		Not Detected per 1 gram
Aspergillus terreus	1		Not Detected per 1 gram
Bile-tolerant gram-negative bacteria	10	ND	
Total coliforms	10	ND	
Generic E. coli	10	ND	
Salmonella spp.	1		Not Detected per 1 gram
Shiga-toxin producing E. coli (STEC)	1		Not Detected per 1 gram
Total yeast and mold count (TYMC)	10	ND	

ND = Not Detected; NT = Not Tested; LOD = Limit of Detection; LOQ = Limit of Quantitation; CFU = Colony Forming Units; P = Pass; F = Fail; RL = Reporting Limit



Generated By: Ryan Bellone  
 Commercial Director  
 Date: 07/03/2025




Tested By: Natalia Wright  
 Laboratory Technician  
 Date: 07/03/2025



## Happie THC Seltzer Cheery Cherry

Sample ID: SA-250624-64033  
 Batch: Cheery Cherry  
 Type: Finished Product - Ingestible  
 Matrix: Oil / Liquid - Beverage  
 Unit Mass (g):

Received: 06/24/2025  
 Completed: 07/03/2025



## Residual Solvents by HS-GC-MS

Analyte	LOD (ppm)	LOQ (ppm)	Result (ppm)	Analyte	LOD (ppm)	LOQ (ppm)	Result (ppm)
Acetone	167	500	ND	Ethylene Oxide	0.5	1	ND
Acetonitrile	14	41	ND	Heptane	167	500	ND
Benzene	0.5	1	ND	n-Hexane	10	29	ND
Butane	167	500	ND	Isobutane	167	500	ND
1-Butanol	167	500	ND	Isopropyl Acetate	167	500	ND
2-Butanol	167	500	ND	Isopropyl Alcohol	167	500	ND
2-Butanone	167	500	ND	Isopropylbenzene	167	500	ND
Chloroform	2	6	ND	Methanol	100	300	ND
Cyclohexane	129	388	ND	2-Methylbutane	10	29	ND
1,2-Dichloroethane	0.5	1	ND	Methylene Chloride	20	60	ND
1,2-Dimethoxyethane	4	10	ND	2-Methylpentane	10	29	ND
Dimethyl Sulfoxide	167	500	ND	3-Methylpentane	10	29	ND
N,N-Dimethylacetamide	37	109	ND	n-Pentane	167	500	ND
2,2-Dimethylbutane	10	29	ND	1-Pentanol	167	500	ND
2,3-Dimethylbutane	10	29	ND	n-Propane	167	500	ND
N,N-Dimethylformamide	30	88	ND	1-Propanol	167	500	ND
2,2-Dimethylpropane	167	500	ND	Pyridine	7	20	ND
1,4-Dioxane	13	38	ND	Tetrahydrofuran	24	72	ND
Ethanol	167	500	640	Toluene	30	89	ND
2-Ethoxyethanol	6	16	ND	Trichloroethylene	3	8	ND
Ethyl Acetate	167	500	ND	Xylenes (o-, m-, and p-)	73	217	ND
Ethyl Ether	167	500	ND				
Ethylbenzene	3	7	ND				

ND = Not Detected; NT = Not Tested; LOD = Limit of Detection; LOQ = Limit of Quantitation; P = Pass; F = Fail; RL = Reporting Limit; Values over action limits may be estimates



Generated By: Ryan Bellone  
 Commercial Director  
 Date: 07/03/2025



Tested By: Kelsey Rogers  
 Scientist  
 Date: 06/30/2025

